




Year 4 Home Learning Grid – 18th May 2020

Maths	<p>Every day choose one Maths lesson and complete it:</p> <p>https://www.bbc.co.uk/bitesize/tags/z63tt39/year-4-and-p5-lessons/1</p>	
	<p>Week 2 Challenges</p> <p>Follow these challenges step by step and complete them all:</p> <p>https://www.bbc.co.uk/bitesize/articles/zkfdjhv</p>	
English	<p>In Autumn Term we learnt about Wishing Tale. The Wishing Tale's title is called The Wishing Well. You can find the text in Year 4 Links and Extra Resources.</p> <p>In the booklet you will find English and Reading lessons. Please follow this booklet step by step.</p>	<p>Remember when you write a paragraph or a story:</p> <p>Edit and Redraft these pieces of writing so there are no mistakes! Remember HSP</p> <p>H- Handwriting – joined S – Spelling Year 3/4 words accurately P – all capital letters, full stops, commas in lists, commas in clauses and phrases</p>
		<p>SPELLING</p> <p>Recap the meaning, pronunciation and spelling of words of words:</p> <ol style="list-style-type: none"> Use a dictionary and find the meaning of the word https://dictionary.cambridge.org/ Say/Pronounce the word Use each word in a sentence Choose 5 words from the first list and write a story of your choice where you use all 5 words <p>Additional exercise – please see separate sheet</p> <ol style="list-style-type: none"> Choose 6 words from the second list and write a story of your choice where you use all 6 words

Year 4 Home Learning Grid – 18th May 2020

Reading	<p>Reading lesson: The Worst Witch by Jill Murphy</p> <p>Follow this lesson step by step and complete all activities https://www.bbc.co.uk/bitesize/articles/z7rrcqt</p>		
Curriculum/ Science	<p>PSHE</p> <p>In this lesson, learn about the importance of developing a teamwork</p> <p>Follow this lesson step by step and complete all activities</p> <p>https://www.bbc.co.uk/bitesize/articles/zbcthbkc</p>	<p>R.E.</p> <p>In this lesson, learn about the story of Rama and Sita and the Hindu festival of Diwali.</p> <p>Follow this lesson step by step and complete all activities</p> <p>https://www.bbc.co.uk/bitesize/articles/z4dc47h</p>	<p>HISTORY</p> <p>Learn what life was like in prehistoric Britain.</p> <p>Follow this lesson step by step and complete all activities</p> <p>https://www.bbc.co.uk/bitesize/articles/z7t72sg</p>
	<p>GEOGRAPHY</p> <p>Learn how to use contours, keys and symbols to improve map-reading skills.</p> <p>Follow this lesson step by step and complete all activities</p> <p>https://www.bbc.co.uk/bitesize/articles/zjdm6v4</p>	<p>MUSIC</p> <p>Learn more about Pulse and Rhythm.</p> <p>Follow this lesson step by step and complete all activities</p> <p>https://www.bbc.co.uk/bitesize/articles/zh7hnrdr</p>	<div data-bbox="1240 783 1680 997">  <p>MyMaths.co.uk</p> </div> <div data-bbox="1720 778 2123 1034">  </div> <p>Try to do these things every day: Remember to log on to MyMaths and Times Table Rockstars.</p> <p>Don't forget to read every day and update your Reading Diary. This could include reading the news, fiction, magazines, non-fiction,</p>